




MyBioPass

Procedure



How to get the beta-versions of
MyBioPass on your iPhone
and
MyPortfolio on your iPad

Prerequisites


Be defined as a beta-tester on Testflight in 3 steps

Step 1

From Apple Store download and install Testflight on your iPhone




Click on "Get" or "Obtenir" button depending on your language



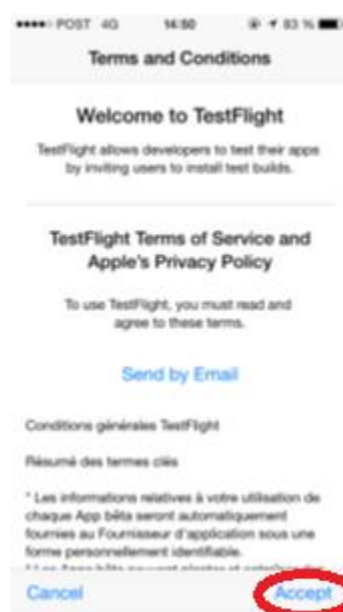
Click on "Install" or "Installer" button depending on your language

Step 2

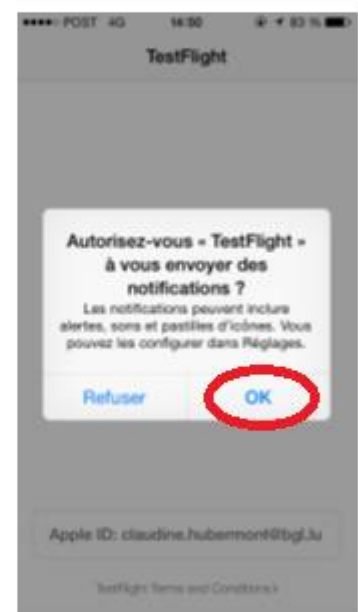
Open Testflight, accept terms and conditions and authorize notifications



Click on "Open" or "Ouvrir" button depending on your language



Click on "Accept" or "Accepte" button depending on your language

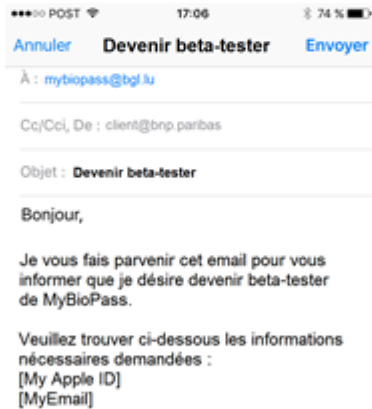


Click on "Ok" button

Prerequisites

Be defined as a beta-tester on Testflight in 3 steps

Step 3



Send an email to mybiopass@bgl.lu including:

- your "**Apple ID**" (the user name used to download applications from AppStore)
- your "**email**" (the one you frequently use)



Download applications from Testflight

Download MyBioPass on your iPhone

Once a new version is made available, you will receive an email like below

From: TestFlight <no_replv@email.apple.com>
Date: 12 September 2016 at 11:45:09 GMT+2
To:
Subject: TestFlight: BGL BNP Paribas invited you to test MyBioPass



MyBioPass for iOS.

Testing requires **TestFlight** installed on iPhone or iPod touch using iOS 9.3 or later.


Click on "**Testflight**" link

In order to use MyBioPass, you agree that crash data as well as statistics about how you use MyBioPass will be provided to BGL BNP PARIBAS and linked to your email address. BGL BNP PARIBAS may contact you regarding this information. You should review the Terms and Conditions of the TestFlight program, as well as the terms, policies, and practices of BGL BNP PARIBAS. Beta apps may crash or result in data loss.

iTunes Connect

iTunes Connect is a service provided by Apple. [Terms of Service](#) | [Privacy Policy](#)
Copyright © 2016 Apple Inc. 1 Infinite Loop, Cupertino, CA 95014, United States.
All rights reserved.

Install and launch MyBioPass



Click on "Install" button to install MyBioPass



When a version of MyBioPass is already installed to replace it click on "Install" button



Click on "Open" button to launch MyBioPass

Download applications from Testflight

Download MyPortfolio on your iPad

Once a new version is made available, you will receive an email like below

From: **TestFlight** <no_replv@email.apple.com>
Date: 2016-07-13 9:43 GMT+02:00
Subject: TestFlight: There is an update available for MyPortfolio 3.3.3 (3.3.4)
To:



MyPortfolio 3.3.3 (3.3.4) for iOS is ready to test

To test this app, open **TestFlight** on your iOS device using iOS 8.0 or later and install the update.

Click on "Testflight" link

In order to use MyBioPass, you agree that crash data as well as statistics about how you use MyBioPass will be provided to BGL BNP PARIBAS and linked to your email address. BGL BNP PARIBAS may contact you regarding this information. You should review the Terms and Conditions of the TestFlight program, as well as the terms, policies, and practices of BGL BNP PARIBAS. Beta apps may crash or result in data loss.

iTunes Connect

iTunes Connect is a service provided by Apple. [Terms of Service](#) | [Privacy Policy](#)
Copyright © 2016 Apple Inc. 1 Infinite Loop, Cupertino, CA 95014, United States.
All rights reserved.

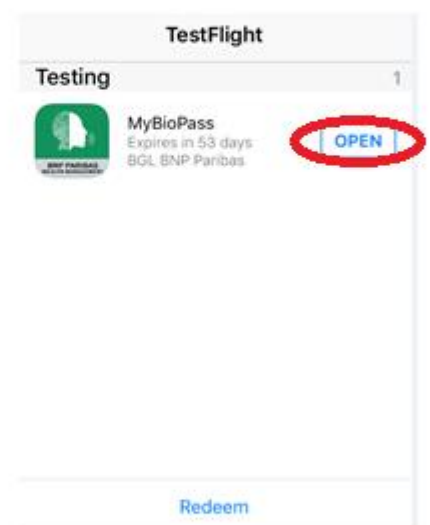
Install and launch MyBioPass



Click on "Install" button to install MyBioPass



When a version of MyBioPass is already installed to replace it click on "Install" button



Click on "Open" button to launch MyBioPass

Download applications from Testflight

Download MyPortfolio on your iPad

Once a new version is made available, you will receive an email like below

From: **TestFlight** <no_replv@email.apple.com>
Date: 2016-07-13 9:43 GMT+02:00
Subject: TestFlight: There is an update available for MyPortfolio 3.3.3 (3.3.4)
To:



MyPortfolio 3.3.3 (3.3.4) for iOS is ready to test

To test this app, open **TestFlight** in your iOS device using iOS 8.0 or later and install the update.

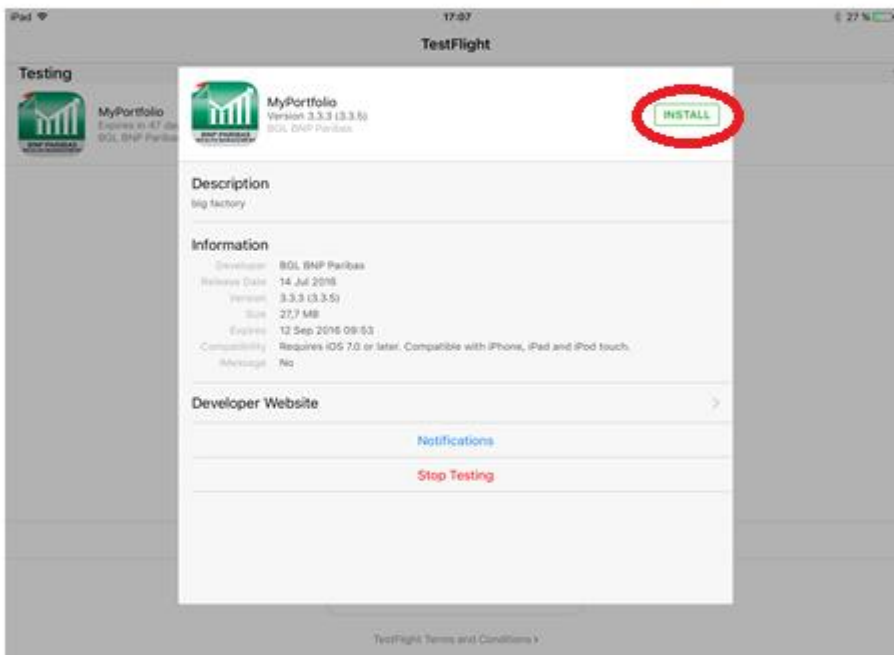
Click on "**Testflight**" link

In order to use MyBioPass, you agree that crash data as well as statistics about how you use MyBioPass will be provided to BGL BNP PARIBAS and linked to your email address. BGL BNP PARIBAS may contact you regarding this information. You should review the Terms and Conditions of the TestFlight program, as well as the terms, policies, and practices of BGL BNP PARIBAS. Beta apps may crash or result in data loss.

iTunes Connect

iTunes Connect is a service provided by Apple. [Terms of Service](#) | [Privacy Policy](#)
Copyright © 2016 Apple Inc. 1 Infinite Loop, Cupertino, CA 95014, United States.
All rights reserved.

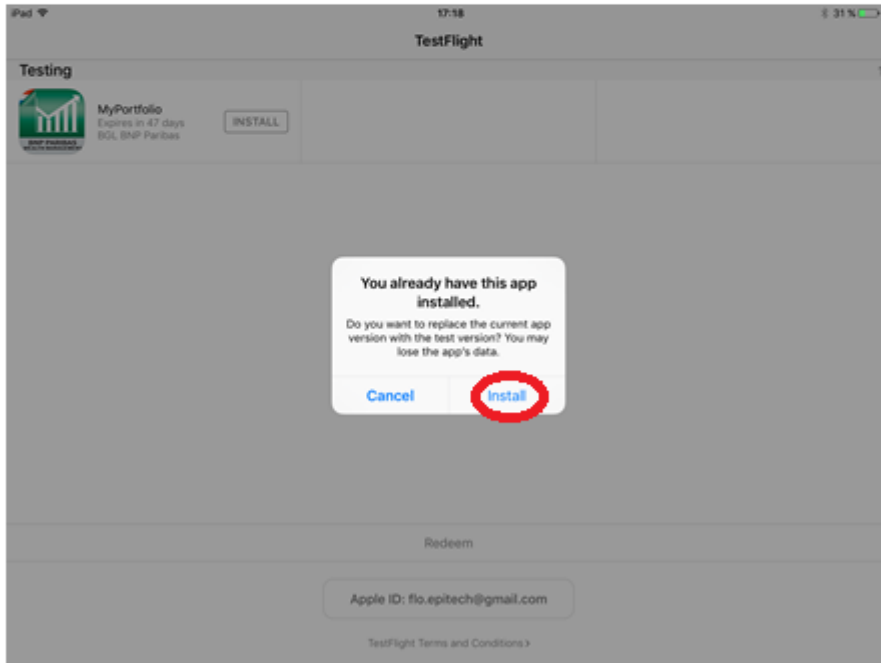
Install MyPortfolio



Click on "Install" button
to install MyPortfolio

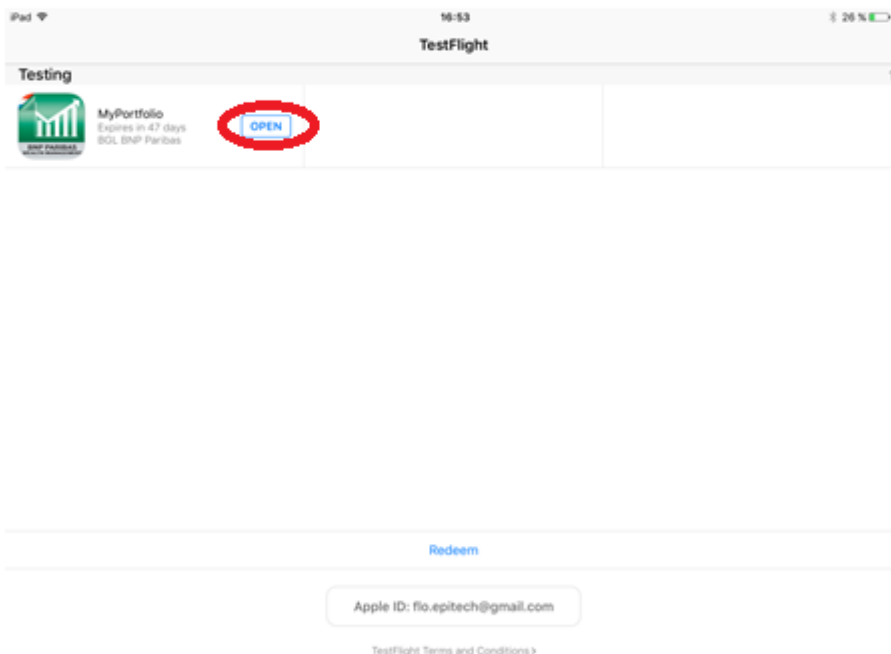
Download applications from Testflight

Download MyPortfolio on your iPad



When a version of MyPortfolio is already installed, click on "Install" button to replace it

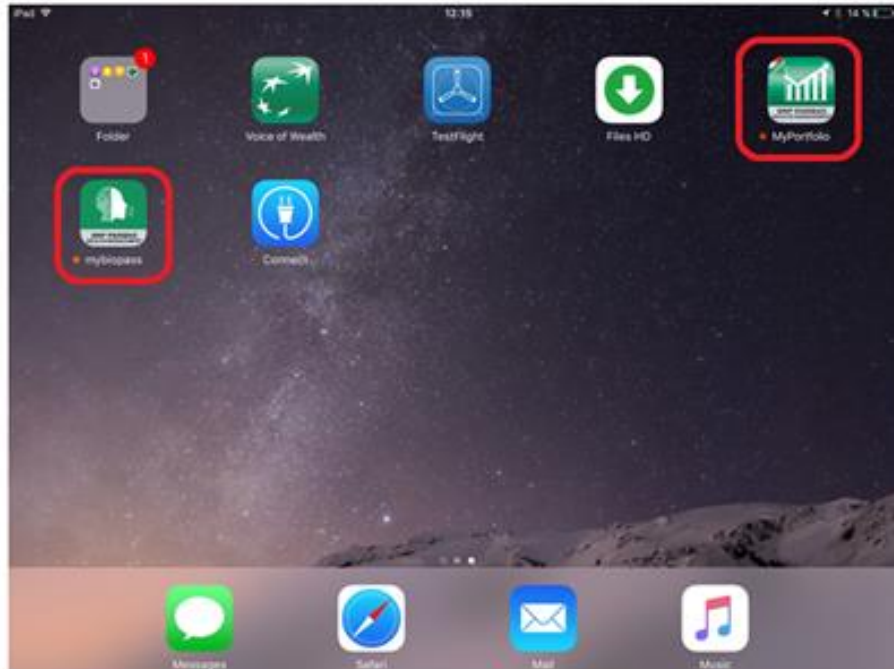
Launch MyPortfolio application



Click on "Open" button to launch MyPortfolio

To have in mind!

You still can launch MyBioPass and MyPortfolio by putting your finger on the icons displayed on the screen



The dot close to the name of the applications means a beta-version downloaded from Testflight

More questions ?

please contact the Digital Support - Monday to Friday from 9h to 17h.

+352 42 42 23 33

digital.support@bgl.lu